

Panel Detail	
Text	Black
Background	White
Border	N/a
X Height	60.0mm
Y Height	129.0mm
Width	480.0mm
Height	480.0mm
Area	0.62sq.m

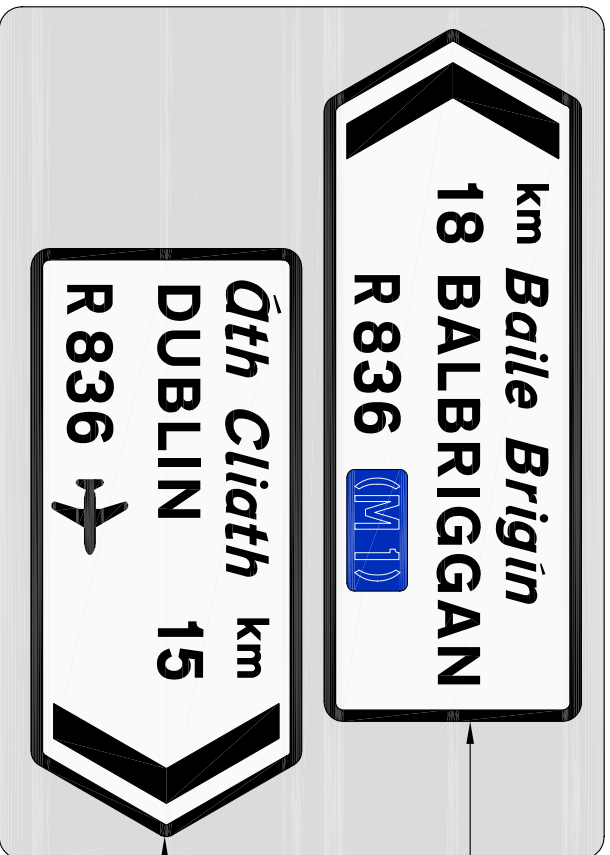
Scheme Ref.	R836
Sign Ref.	DS-004
Letter colour	N\A
Background	GREY
Border	N\A
Material	EN 12899 Class Ref 1
Drawing file	M:\Projects\...\X-signfaces.dwg
NOTE	Edge of sign must be at least 750 mm from edge of carriageway



Panel Detail	
Text	Black
Background	White
Border	N/a
X Height	60.0mm
Y Height	137.0mm
Width	510.0mm
Height	510.0mm
Area	0.70sq.m

Scheme Ref.	R836
Sign Ref.	DS-001
Letter colour	BLACK
Background	WHITE
Border	BLACK
Material	EN 12899 Class Ref 1
Drawing file	M:\Projects\...\X-signfacesA.dwg
NOTE	Edge of sign must be at least 750 mm from edge of carriageway

Panel Detail	
Text	Black
Background	White
Border	N/a
X Height	60.0mm
Y Height	137.0mm
Width	510.0mm
Height	510.0mm
Area	0.70sq.m

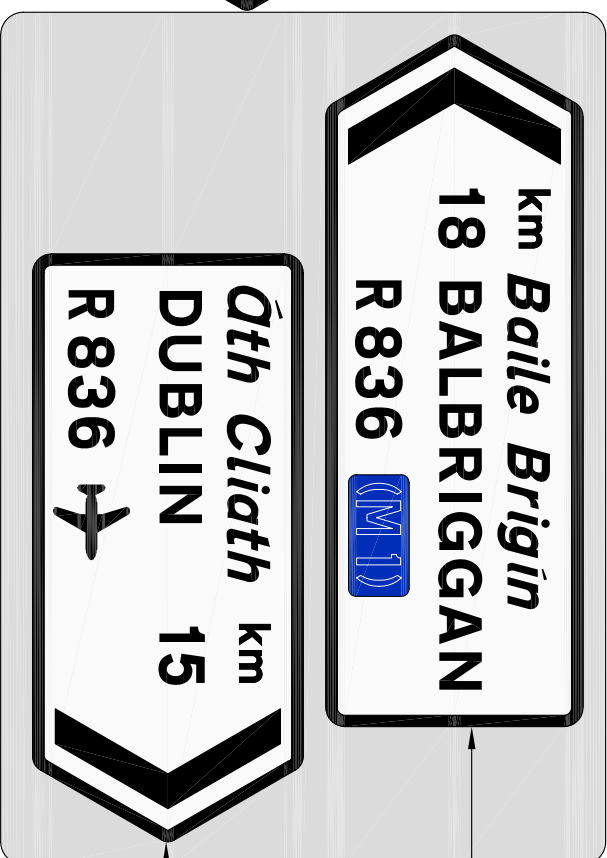


Panel Detail	
Text	Black
Background	White
Border	N/a
X Height	60.0mm
Y Height	116.5mm
Width	116.5mm
Height	53.5mm
Area	0.62sq.m

Scheme Ref.	R836
Sign Ref.	DS-010
Letter colour	N\A
Background	GREY
Border	N\A
Material	EN 12899 Class Ref 1
Drawing file	M:\Projects\...\X-signfaces.dwg
NOTE	Edge of sign must be at least 750 mm from edge of carriageway



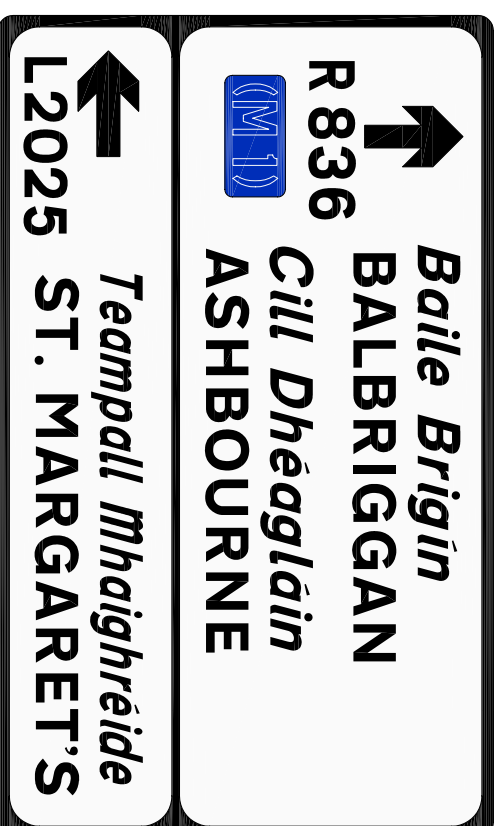
Scheme Ref.	R836
Sign Ref.	DS-002
Letter colour	BLACK
Background	WHITE
Border	BLACK
Material	EN 12899 Class Ref 1
Drawing file	M:\Projects\...\X-signfacesA.dwg
NOTE	Edge of sign must be at least 750 mm from edge of carriageway



Panel Detail	
Text	Black
Background	White
Border	N/a
X Height	60.0mm
Y Height	137.0mm
Width	510.0mm
Height	510.0mm
Area	0.70sq.m

Scheme Ref.	R836
Sign Ref.	DS-003
Letter colour	N\A
Background	GREY
Border	N\A
Material	EN 12899 Class Ref 1
Drawing file	M:\Projects\...\X-signfaces.dwg
NOTE	Edge of sign must be at least 750 mm from edge of carriageway

Panel Detail	
Text	Black
Background	White
Border	N/a
X Height	60.0mm
Y Height	116.5mm
Width	116.5mm
Height	53.5mm
Area	0.62sq.m



Panel Detail	
Text	Black
Background	White
Border	N/a
X Height	80.0mm
Y Height	211.5mm
Width	800.0mm
Height	1,69.9sq.m

Scheme Ref.	R836
Sign Ref.	ADS-001
Letter colour	BLACK
Background	WHITE
Border	BLACK
Material	EN 12899 Class Ref 1
Drawing file	M:\Projects\...\X-signfacesA.dwg
NOTE	Edge of sign must be at least 750 mm from edge of carriageway

Panel Detail	
Text	Black
Background	White
Border	N/a
X Height	80.0mm
Y Height	211.5mm
Width	430.0mm
Height	0.91sq.m

REV.	DATE	AMENDED WITH FCC COMMENTS	AB	JC
A	10/03/10			
CAD REF. M:\Projects\09\09-150\Cad\Civil\Planning				

STATUS
PLANNING

CLIENT

Fingal County Council
Transportation Department
Grove Road
Blanchardstown
Dublin 15

PROJECT REGIONAL ROAD SIGNAGE SCHEME
FRANCHE 4

TITLE	R836 SIGN FACES SHEET 1 OF 3						
DRWN.	PM	DESIGNED	AB	APPROVED	JC	DATE	MARCH 2010
SCALE	NTS	JOB NO.	09-150	DRG. NO.	P8101	REVISION	A

Wilson House, Fenian Street, Dublin 2
t 01 6648900 f 01 6613618 e info@moylan.ie web www.moylan.ie

The client is responsible for the accuracy of the information provided in this document. The client is also responsible for the accuracy of the information provided in this document. The client is also responsible for the accuracy of the information provided in this document.

Āth Cliath
DUBLIN
R 836 Seantrabh
SANTRY



Panel Detail
 Text Black
 Background White
 Border N/a
 x' Height 80.0mm
 Width 2115mm
 Height 1050mm
 Area 2.22sq.m

Teampall Mhaighréide
ST. MARGARET'S L2025



Panel Detail
 Text Black
 Background White
 Border N/a
 x' Height 80.0mm
 Width 2115mm
 Height 450mm
 Area 0.91sq.m

Scheme Ref. R836	X-height 80mm
Sign Ref. ADS-002	SIGN FACE
Letter colour BLACK	Width 2175mm
Background WHITE	Height 1560mm
Border BLACK	Area 3.39sq.m
Material EN 12899 Class Ref 1	
Drawing file M:\Projects\...\X-signfacesA.dwg	
NOTE Edge of sign must be at least 750 mm from edge of carriageway	

km Cill Dhéagláin
13 ASHBOURNE
L2010 (R125)

Panel Detail
 Text Black
 Background White
 Border N/a
 x' Height 60.0mm
 Width 1360mm
 Height 480mm
 Area 0.65sq.m

Baile Brigín km
BALBRIGGAN 18
R 836

Panel Detail
 Text Black
 Background White
 Border N/a
 x' Height 60.0mm
 Width 1370mm
 Height 510mm
 Area 0.70sq.m

Scheme Ref. R836	X-height 60mm
Sign Ref. DS-006	SIGN FACE
Letter colour N\A	Width 1670mm
Background GREY	Height 1125mm
Border N\A	Area 1.88sq.m
Material EN 12899 Class Ref 1	
Drawing file M:\Projects\...\X-signfacesA.dwg	
NOTE Edge of sign must be at least 750 mm from edge of carriageway	

Sord
TOWN CENTRE
R 836

Panel Detail
 Text Black
 Background White
 Border N/a
 x' Height 60.0mm
 Width 1295mm
 Height 480mm
 Area 0.62sq.m

Scheme Ref. R836	X-height 60mm
Sign Ref. DS-005	SIGN FACE
Letter colour N\A	Width 1385mm
Background GREY	Height 570mm
Border N\A	Area 0.79sq.m
Material EN 12899 Class Ref 1	
Drawing file M:\Projects\...\X-signfaces.dwg	
NOTE Edge of sign must be at least 750 mm from edge of carriageway	

R 836

Scheme Ref. R836	X-height 80mm
Sign Ref. RM-001	SIGN FACE
Letter colour BLACK	Width 590mm
Background WHITE	Height 240mm
Border BLACK	Area 0.14sq.m
Material EN 12899 Class Ref 1	
Drawing file M:\Projects\...\X-signfaces.dwg	
NOTE Edge of sign must be at least 750 mm from edge of carriageway	

Cill Dhéagláin
L2010 ASHBOURNE

Panel Detail
 Text Black
 Background White
 Border N/a
 x' Height 80.0mm
 Width 1795mm
 Height 410mm
 Area 0.74sq.m

Baile Brigín
BALBRIGGAN R 836

Panel Detail
 Text Black
 Background White
 Border N/a
 x' Height 80.0mm
 Width 1795mm
 Height 410mm
 Area 0.74sq.m

Scheme Ref. R836	X-height 80mm
Sign Ref. ADS-003	SIGN FACE
Letter colour BLACK	Width 1855mm
Background WHITE	Height 900mm
Border BLACK	Area 1.67sq.m
Material EN 12899 Class Ref 1	
Drawing file M:\Projects\...\X-signfacesA.dwg	
NOTE Edge of sign must be at least 750 mm from edge of carriageway	

STATUS
 PLANNING

CLIENT



Fingal County Council
 Transportation Department
 Grove Road
 Blanchardstown
 Dublin 15

PROJECT REGIONAL ROAD SIGNAGE SCHEME
 TRANCHE 4

TITLE R836 SIGN FACES
 SHEET 2 OF 3

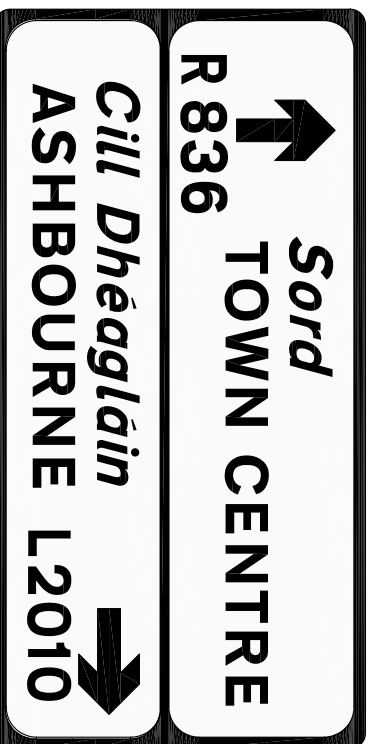
DRWN. PM	DESIGNED AB	APPROVED JC	DATE MARCH 2010
SCALE NTS	JOB NO. 09-150	DRG. NO. P8102	REVISION A



Wilson House, Fenian Street, Dublin 2
 t 01 6648900 f 01 6613618 e info@moylan.ie web www.moylan.ie

The design is copyright. No part of this document may be reproduced, stored in a retrieval system, or transmitted in any form or by any means, electronic, mechanical, photocopying, recording, or by any information storage and retrieval system, without the prior written permission of the copyright owner.

REV. DATE	AMENDED WITH FCC COMMENTS	AB	JC
CAD REF.	M:\Projects\09\09-150\Cad\Civil\Planning	DRN	APP.



Panel Detail	
Text	Black
Background	White
Border	N/a
x Height	80.0mm
Width	1895mm
Height	490mm
Area	0.935sq.m

Panel Detail	
Text	Black
Background	White
Border	N/a
x Height	80.0mm
Width	1895mm
Height	490mm
Area	0.935sq.m

Scheme Ref.	R836
Sign Ref.	ADS-004
Letter colour	BLACK
Background	WHITE
Border	BLACK
Material	EN 12899 Class Ref 1
Drawing file	M:\Projects\...\X-signfacesA.dwg

NOTE Edge of sign must be at least 750 mm from edge of carriageway



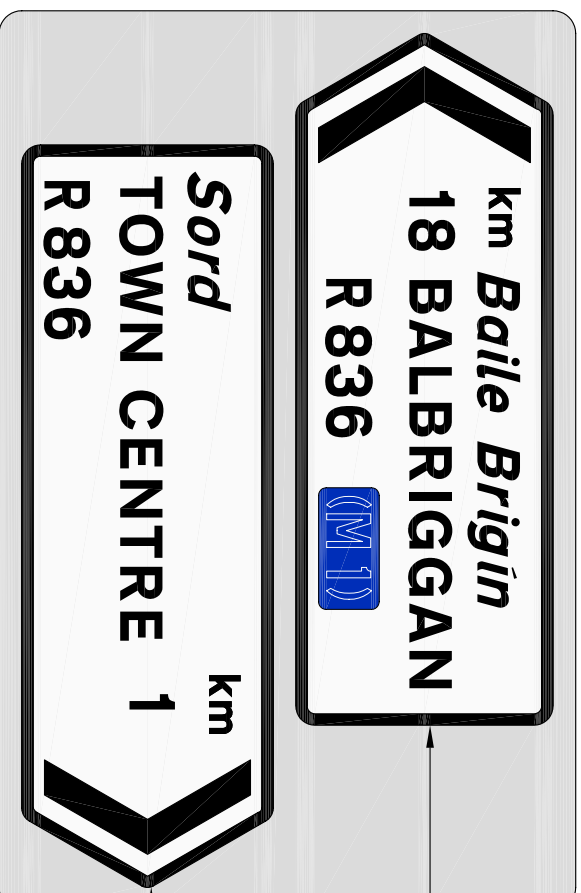
Scheme Ref.	R836
Sign Ref.	DS-008
Letter colour	N\A
Background	GREY
Border	N\A
Material	EN 12899 Class Ref 1
Drawing file	M:\Projects\...\X-signfaces.dwg

NOTE Edge of sign must be at least 750 mm from edge of carriageway



Scheme Ref.	R836
Sign Ref.	DS-009
Letter colour	N\A
Background	GREY
Border	N\A
Material	EN 12899 Class Ref 1
Drawing file	M:\Projects\...\X-signfaces.dwg

NOTE Edge of sign must be at least 750 mm from edge of carriageway

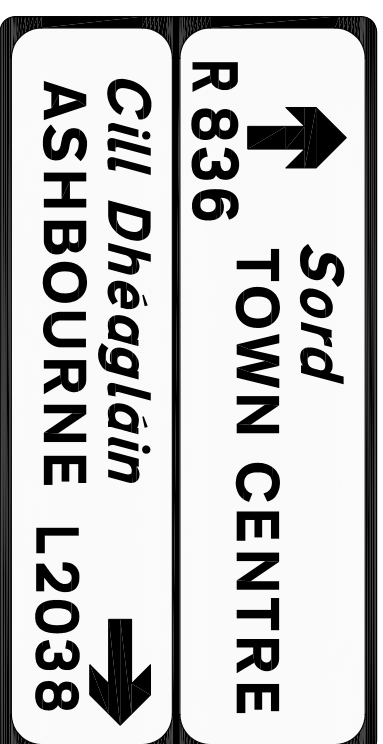


Panel Detail	
Text	Black
Background	White
Border	N/a
x Height	60.0mm
Width	1370mm
Height	510mm
Area	0.705sq.m

Panel Detail	
Text	Black
Background	White
Border	N/a
x Height	60.0mm
Width	1475mm
Height	500mm
Area	0.745sq.m

Scheme Ref.	R836
Sign Ref.	DS-007
Letter colour	N\A
Background	GREY
Border	N\A
Material	EN 12899 Class Ref 1
Drawing file	M:\Projects\...\X-signfaces.dwg

NOTE Edge of sign must be at least 750 mm from edge of carriageway

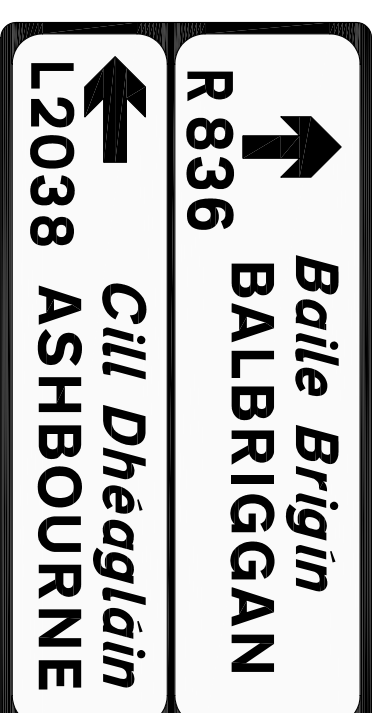


Panel Detail	
Text	Black
Background	White
Border	N/a
x Height	80.0mm
Width	1895mm
Height	490mm
Area	0.935sq.m

Panel Detail	
Text	Black
Background	White
Border	N/a
x Height	80.0mm
Width	1895mm
Height	425mm
Area	0.815sq.m

Scheme Ref.	R836
Sign Ref.	ADS-006
Letter colour	BLACK
Background	WHITE
Border	BLACK
Material	EN 12899 Class Ref 1
Drawing file	M:\Projects\...\X-signfacesA.dwg

NOTE Edge of sign must be at least 750 mm from edge of carriageway



Panel Detail	
Text	Black
Background	White
Border	N/a
x Height	80.0mm
Width	1830mm
Height	490mm
Area	0.905sq.m

Panel Detail	
Text	Black
Background	White
Border	N/a
x Height	80.0mm
Width	1830mm
Height	410mm
Area	0.755sq.m

Scheme Ref.	R836
Sign Ref.	ADS-005
Letter colour	BLACK
Background	WHITE
Border	BLACK
Material	EN 12899 Class Ref 1
Drawing file	M:\Projects\...\X-signfacesA.dwg

NOTE Edge of sign must be at least 750 mm from edge of carriageway

REV.	DATE	AMENDED WITH FCC COMMENTS	AB	JC
CAD REF.	M:\Projects\09\09-150\Cad\Civil\Planning		DRN	APP.

STATUS
PLANNING

CLIENT

PROJECT REGIONAL ROAD SIGNAGE SCHEME TRANCHE 4

Fingal County Council
Transportation Department
Grove Road
Blanchardstown
Dublin 15

TITLE	R836 SIGN FACES
	SHEET 3 OF 3
DRWN.	PM
DESIGNED	AB
APPROVED	JC
DATE	MARCH 2010
SCALE	NTS
JOB NO.	09-150
DRG. NO.	P8103
REVISION	A

Wilson House, Fenian Street, Dublin 2
t01 6648900 f01 6613618 e hfo@moylan.ie web www.moylan.ie

The design is intended to be used as a guide only. It is not intended to be used as a final design. The design is subject to change without notice. The design is not intended to be used as a final design. The design is subject to change without notice.